

2026年度

英 語 科

初芝橋本高等学校A

〔注 意〕

- ①所持品は椅子の下に整頓せいとんしなさい。(机の中には何も入れてはいけません)
- ②チャイムの鳴り始めが「始め」、「終わり」の合図です。
- ③問題用紙は合図があるまで開いてはいけません。
- ④試験開始後、受験番号・氏名を記入しなさい。
- ⑤問題・解答用紙に不明な点があれば黙って手を挙げなさい。
- ⑥解答が終わっても試験終了時間まで退出できません。
- ⑦試験中、体調不良などで連絡のあるときは黙って手を挙げなさい。
- ⑧冊子の裏側にも注意事項があるので読んでおきなさい。

受験番号	
氏 名	

1 次の英文を読み、後の問いに答えなさい。

It was the last week of March. Cherry blossoms were starting to bloom* along the river near Ayaka's school. Every year, she liked walking home on the path* beside the river. The soft pink petals* floated* in the air like snow, and the gentle* sound of the water made her feel peaceful. Sometimes she stopped to take pictures or to draw the view in her small sketchbook*. The scent* of the blossoms mixed with the cool spring breeze*, and she always felt that this was the most beautiful time of the year. But **(1) this spring was different.** Her best friend, Yuto, was going to move to Tokyo because of his father's new job.

Ayaka and Yuto met in the first grade of elementary school, and from that day, they were almost always together. They studied for tests, ate lunch under the cherry trees, and joined the same art club. Both of them loved drawing pictures, and they often talked about **(2) their dream.** They wanted to make a picture book together someday—one that could make both children and adults* smile. But now, that dream was **(3) fading,** like the petals that slowly fell from the trees.

After school one afternoon, they went to their favorite bench by the river. They often drew pictures there together and watched the sunset*. The air was cool, and the sky was painted orange and pink. Yuto looked quietly at the water. The river **(3) reflected** his face like a mirror.

“Are you excited about Tokyo?” Ayaka asked. She tried to sound cheerful, but her voice was a little **(3) shaky.**

Yuto smiled a little. **(4) A little.** But I'm also nervous. Everything will be new—new school, new teachers, new friends. I don't know if* I can do well.”

“You'll be fine,” Ayaka said quickly. “You can make friends easily. Everyone likes you.”

“Maybe,” Yuto said, and he laughed softly*. “But I'll miss this place. And I'll miss you.”

Ayaka looked down at her hands. “I'll miss you, too,” she said in a quiet voice.

They didn't say anything for a while. The sound of the river was the only thing they could hear. Then Yuto took something out of his bag. It was a small sketchbook with a blue cover.

“I started to draw a story,” he said, and he opened the first page. “It’s about two birds. They build a nest near a river. One day, one bird has to fly far away. But they promise to meet again when the cherry trees bloom.”

Ayaka smiled. “(5)”

“Yes,” Yuto said quietly. “I didn’t finish it yet. **(6) I [it / to / you / want / after / finish] I go.**”

He gave the sketchbook to her. On the last page, a bird was flying up into the sky, but the picture was not finished.

“Promise me you’ll keep drawing,” he said.

Ayaka held the sketchbook carefully. “I promise,” she said.

A few weeks later, Yuto’s family moved to Tokyo. The first days were very lonely for Ayaka. When she walked by the river, she often looked at the empty bench and thought of Yuto’s smile. She missed the sound of his laughter* and the way he always encouraged her. The art club felt quieter without him.

Every evening, she opened the sketchbook and drew more pictures. The story of the two birds continued to grow. Some parts were happy, and some were sad. Sometimes Ayaka drew until late at night. When she finished a page, she always wondered what Yuto would think if he could see it.

One day, when she walked home, she noticed the cherry blossoms were starting to fall again. The petals danced in the wind, and she thought about how quickly seasons changed. She stopped by the bench and sat down, then opened her sketchbook.

That night, she decided to write a letter to Yuto. She put a copy of one of her new drawings inside. The picture showed two birds flying under the same wide sky, even if they were far away from each other. About a week later, she got a letter from Yuto.

“Thank you for the picture,” he wrote. “**(7) It** made me smile. I started drawing again, too. Maybe we can make a picture book together, even if we are in different places.”

Ayaka felt warm inside when she read his letter. She smiled and looked up at the sky outside her window. She thought about Yuto looking at the same sky in Tokyo. She realized that being far away didn’t mean the end of their dream. **(8) It** could be

the start of something new.

Spring came again the next year. Ayaka was now in the second year of high school. She walked along the same river path with her sketchbook in her hand. The cherry blossoms looked **(9)7 (bright)** than before, and the air was filled with their sweet scent.

When she arrived at the bench, she saw a small box on it. Her name was **(9)4 (write)** on the front. Her heart beat fast as she opened it. Inside the box, there was a new sketchbook and a note.

“Dear Ayaka,

I’m coming to visit this weekend. Let’s draw together again.

—Yuto.”

Ayaka looked up at the trees and smiled. The petals were falling softly. She sat down on the bench and started to draw. In her mind, the two birds were flying together again under the cherry blossoms, just like before.

That evening, the sunset was beautiful. Ayaka remembered the beautiful sunset she saw when they made their promise. She thought about the past year—how she kept her promise, how she grew, and how their dream did not disappear. She believed that some dreams do not end, even when people are far away. **(10) They just change shape and wait for the right time to bloom again.**

*[注]

bloom : 開花する・咲く

path : 小道

petals : 花びら

floated : float 「ひらひらと舞う」の過去形

gentle : 穏やかな

sketchbook : スケッチブック

scent : 香り・におい

breeze : そよ風

adults : 大人

sunset : 夕焼け

if ~ : ~かどうか

softly : 静かに

laughter : 笑い声

1. 下線部 (1) の理由を 25 ～ 30 字程度の日本語で具体的に説明しなさい。
2. 下線部 (2) の内容を 25 ～ 30 字程度の日本語で具体的に説明しなさい。
3. 下線部 (3) ア～ウの意味をそれぞれ次から選び番号で答えなさい。

(3)ア	1. 大きくなる	2. ゆっくり消えていく
	3. 変わらないで続く	4. 明るく輝く
(3)イ	1. 揺れていた	2. 見つめていた
	3. 輝いていた	4. 映していた
(3)ウ	1. 元気な	2. 震えている
	3. 静かな	4. はっきりした
4. 下線部 (4) の後ろに省略されている 1 語を本文中から抜き出しなさい。
5. 空所 (5) に入れるのに最も適切なものを次から選び番号で答えなさい。

1. That sounds like us.	2. Was she relaxed?
3. That looks like them.	4. Did you finish it?
6. 下線部 (6) が「僕が行った後、君にそれを仕上げしてほしいんだ。」という意味になるよう [] 内の語を並べ替えなさい。解答用紙には [] 内の語のみを書きなさい。
7. 下線部 (7) **It** が指すものを次から選び番号で答えなさい。

1. 青い表紙のスケッチブック	2. ユウトの手紙
3. 二人で描いた絵	4. アヤカの絵
8. 下線部 (8) **It** が指すものを次から選び番号で答えなさい。

1. 二人の夢が終わること	2. ユウトが戻ってくること
3. 二人が離れていること	4. ユウトがまた絵を描き始めたこと

9. 下線部 (9)ア、イの () 内の語を正しい形に直しなさい。
10. 下線部 (10) が表す、ここでの意味を次から選び番号で答えなさい。
1. Their dream disappeared because they couldn't see each other again.
 2. They forgot about their dream and started a new life.
 3. Their dream became a little different but it was still alive.
 4. They stopped thinking about their promise but they were still friends.
11. 本文を要約した次の文の空所①～⑩に入る語を答えなさい。すべて本文の中から抜き出すこと。
- Ayaka and Yuto were close friends who both loved (①). They often drew pictures together and dreamed of making a (②) book someday. But one spring, Yuto had to move to (③) because of his father's job. Before he left, he gave Ayaka a small (④) with a story about two birds. The birds promised to meet again when the (⑤) trees bloom. After Yuto moved, Ayaka felt (⑥) but kept drawing every night. She sent Yuto a (⑦) with one of her drawings. He wrote back and said he started drawing (⑧). The next year, Ayaka found a box on their favorite (⑨). Inside, there was a new sketchbook and a (⑩) from Yuto.

2 次の各組で、下線部の発音が他の3つと異なるものを1つ選び、番号で答えなさい。

1. 1. look 2. book 3. food 4. cook
2. 1. bread 2. head 3. breakfast 4. break
3. 1. than 2. those 3. other 4. third
4. 1. rained 2. played 3. watched 4. listened

3 次の語のうち2番目の部分を最も強く発音するものを4つ選び、番号で答えなさい。

1. a-gree 2. coun-try 3. of-ten 4. ho-tel
5. beau-ti-ful 6. dan-ger-ous 7. gui-tar 8. ev-ery-one
9. li-brar-y 10. vol-un-teer 11. ex-ci-ting 12. dif-fi-cult

4 次の英文の()に入れるのに最も適切なものを1つ選び、番号で答えなさい。

1. () are my favorite books.
1. This 2. It 3. That 4. Those
2. She () us music last year.
1. teach 2. teaches 3. taught 4. teaching
3. We have been friends () we met for the first time.
1. since 2. if 3. when 4. before
4. My father and I () staying in Nagoya now.
1. am 2. is 3. are 4. were
5. The book () is on the desk is mine.
1. it 2. who 3. this 4. which
6. () a doctor isn't easy.
1. Is 2. Was 3. Be 4. Being

7. If I () better, I could become a singer.
1. sing 2. sings 3. sang 4. sung
8. A: () bag is this?
B: It's mine.
1. Which 2. Whose 3. Who 4. What
9. We had to () the festival because of the bad weather.
1. continue 2. cancel 3. begin 4. enjoy
10. She is looking forward to () Shohei again.
1. meet 2. see 3. seeing 4. met

5 次の各組の文がほぼ同じ意味を表すように、()に入る適切な1語を答えなさい。

1. We need water to live.
We cannot live () water.
2. We have four English lessons in a week.
()() four English lessons in a week.
3. Do not play soccer in the park.
You ()() play soccer in the park.
4. June is not as hot as July.
July is ()() June.
5. The man is very kind. He works at the station.
The man () at the station is very kind.

- 6 次のCとDの関係がAとBの関係と同じになるように、()に入る適切な1語を答えなさい。

	A	B	C	D
1.	music	musician	science	()
2.	young	younger	bad	()
3.	father	mother	son	()
4.	fall	autumn	shop	()

- 7 日本文に合うように[]内の語句を並べかえた時、3番目と5番目にくる語(句)を番号で答えなさい。

- あの橋は100年前に建てられたものです。
[1. that / 2. built / 3. was / 4. 100 years / 5. bridge] ago.
- 私は彼女が何時にこの部屋を出たのか知りません。
[1. what / 2. time / 3. know / 4. I / 5. don't / 6. left / 7. she] this room.
- 私は今日の午後、弟の世話をするつもりです。
[1. take / 2. of / 3. brother / 4. will / 5. care / 6. I / 7. my] this afternoon.


- 8 次の日本文を英文にしなさい。

- 私は何か冷たいものが飲みたいです。
- 彼の両親は彼をなおきと名付けました。







〔解答用紙の記入に関する注意事項〕

①受験番号を記入する際は、算用数字を記入し、対応する枠内を丁寧にぬりつぶさない。【悪い例】のような場合は、読み取れないことがあります。





































【良い例】

 濃くはっきりと
塗りつぶしている

【悪い例】

 輪郭をなぞっただけ  線を引いただけ  チェックを記入しただけ
 塗りつぶす箇所が小さい  はみ出している  塗りつぶし方が薄い

【記入例】 受験番号が「1324」の場合

受験番号	1									
	3									
	2									
	4									

②解答は解答用紙の枠からはみ出さないように記入しなさい。正しく記入されていない場合は、採点できないことがあります。

③解答を直す際は、消しゴムを使ってきれいに消しなさい。消し忘れや消し方が不十分だと採点できないことがあります。

得点(記入しないこと)

2026年度 初芝橋本高等学校 入学試験

氏名

受験番号

0	1	2	3	4	5	6	7	8	9
0	1	2	3	4	5	6	7	8	9
0	1	2	3	4	5	6	7	8	9
0	1	2	3	4	5	6	7	8	9

英語科 解答用紙 (A日程)

1

1													
2													
3	(3)ア		(3)イ		(3)ウ		4		5				
6													
7		8											
9	(9)ア				(9)イ				10				
11	①				②				③			④	
	⑤				⑥				⑦			⑧	
	⑨				⑩								

2

1		2		3		4	
---	--	---	--	---	--	---	--

3

--	--	--	--

4

1		2		3		4		5	
6		7		8		9		10	

5

1				2			
3				4			
5							

6

1			2			3			4		
---	--	--	---	--	--	---	--	--	---	--	--

7

1			2			3		
---	--	--	---	--	--	---	--	--

8

1										
2										

得点(記入しないこと)	2026年度 初芝橋本高等学校 入学試験
氏名	

受験番号	① ② ③ ④ ⑤ ⑥ ⑦ ⑧ ⑨
	⑩ ⑪ ⑫ ⑬ ⑭ ⑮ ⑯ ⑰ ⑱
	⑲ ⑳ ㉑ ㉒ ㉓ ㉔ ㉕ ㉖ ㉗
	㉘ ㉙ ㉚ ㉛ ㉜ ㉝ ㉞ ㉟ ㊱

英語科 解答用紙 (A日程)

1	親友が父親の仕事のため東京に引っ越してしまいう春だったから	4点
2	大人と子供の両方を笑顔にするような絵本を一緒に作るという夢	4点
3	(3)ア 2 (3)イ 4 (3)ウ 2 4 excited 5 1	
6	want you to finish it after	
7	4 8 3	
9	(9)ア brighter (9)イ written 10 3	
11	① drawing ② picture ③ Tokyo ④ sketchbook	1、2番、各4点 3~10番、各2点 計30点
	⑤ cherry ⑥ lonely ⑦ letter ⑧ again/too	
	⑨ bench ⑩ note/letter	

11番、各1点 計10点

順不同

2	1 3 2 4 3 4 4 3	3	1 4 7 11
---	-----------------	---	----------

大問2、3 各1点 計8点

4	1 4 2 3 3 1 4 3 5 4
	6 4 7 3 8 2 9 2 10 3

5	1 without	2 There are
	3 must not	4 hotter than
	5 working	

大問4、5、6 各2点 計8点

6	1 scientist 2 worse 3 daughter 4 store
---	--

7	1 3 4 2 3 2 3 1 2
---	-------------------

大問7 各1点 計6点

8	1 I want to drink something cold. 同意可
	2 His parents named him Naoki. 同意可

4点